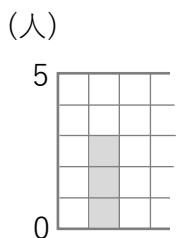
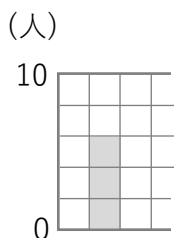


# グラフの見かた

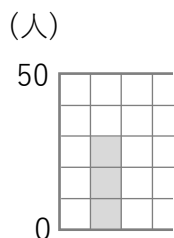
① 次のぼうグラフで「ぼうが表している人数」を答えましょう。



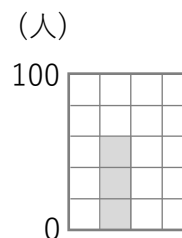
① (       )



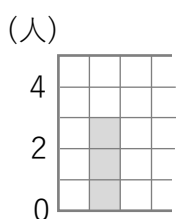
② (       )



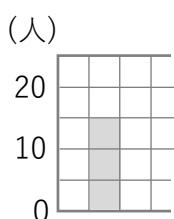
③ (       )



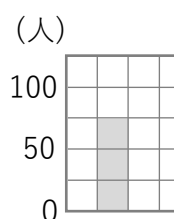
④ (       )



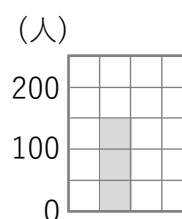
⑤ (       )



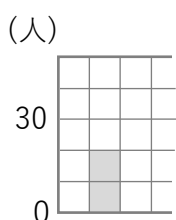
⑥ (       )



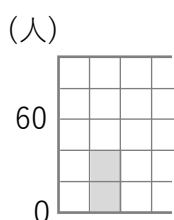
⑦ (       )



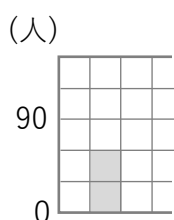
⑧ (       )



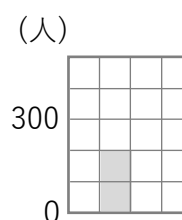
⑨ (       )



⑩ (       )



⑪ (       )



⑫ (       )

② □にあてはまる数を書きましょう。

